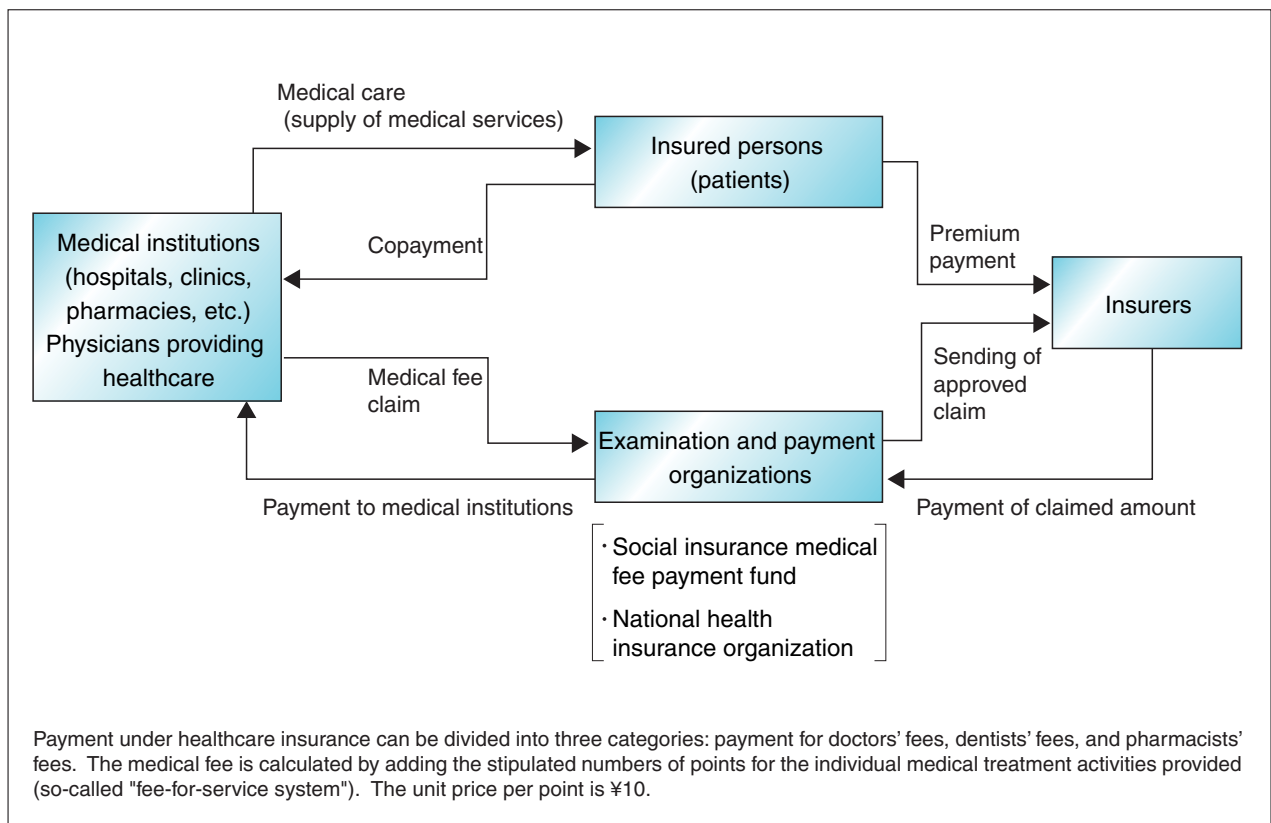


International comparison of health data in 2006

| Country | %GDP | Total medical cost per capita (US\$) | Drug cost as percentage of total medical cost (%) | Drug cost per capita (US\$) | No./1000 population | |
|----------------|------|--------------------------------------|---|-----------------------------|---------------------|--------|
| | | | | | Doctors | Nurses |
| Japan | 8.2* | 2474* | 19.8* | 489* | 2.1 | 9.3 |
| France | 11.1 | 3449 | 16.4 | 564 | 3.4 | 7.6 |
| Germany | 10.6 | 3371 | 14.8 | 500 | 3.5 | 9.8 |
| United Kingdom | 8.4 | 2760 | – | – | 2.5 | 11.9 |
| USA | 15.3 | 6714 | 12.6 | 843 | 2.4 | 10.5 |

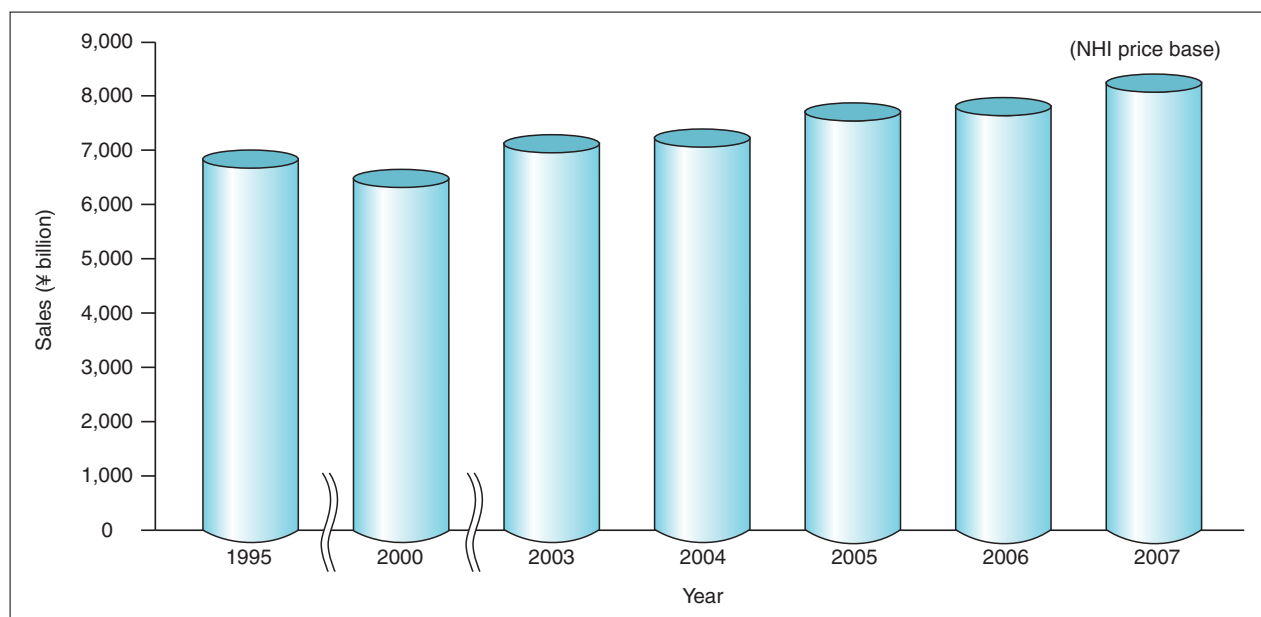
Source: OECD Health Data 2008.
* 2005

Conceptual chart of healthcare insurance



Source: Ministry of Health, Labour and Welfare.

Development of ethical pharmaceutical market



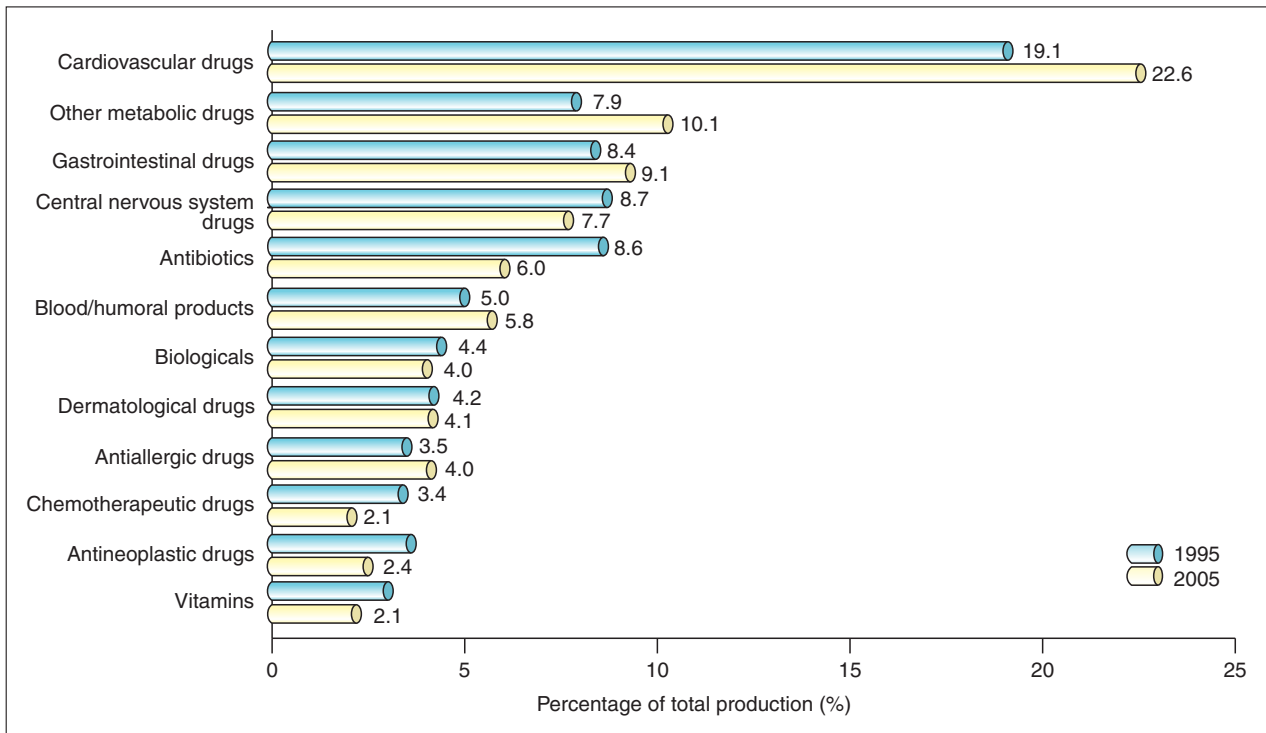
© 2008 IMS Japan K.K. Source: IMS Japan Pharmaceutical Market, Reprinted with permission.

Major Japanese oriented drugs among global market (above US\$ 500 million as of 2006)

| World ranking | Drug | Original company | Global sales |
|--|-----------|--------------------|---------------|
| 13 | Takepron | Takeda | 4,170 |
| 19 | Actos | Takeda | 3,275 |
| 26 | Blopress | Takeda | 2,842 |
| 29 | Cravit | Daiichi Sankyo | 2,740 |
| 31 | Pariet | Eisai | 2,703 |
| 34 | Aricept | Eisai | 2,483 |
| 40 | Harnal | Astellas | 2,284 |
| 42 | Crestor | Shionogi | 2,212 |
| 49 | Mevalotin | Daiichi Sankyo | 1,983 |
| 50 | Leuplin | Takeda | 1,981 |
| 51 | Abilify | Otsuka | 1,972 |
| 71 | Prograf | Astellas | 1,474 |
| 79 | Olmotec | Daiichi Sankyo | 1,392 |
| 102 | Clarith | Taisho Toyama | 1,045 |
| 104 | Campto | Yakult | 1,039 |
| 107 | Tazocin | Taiho/Toyama | 972 |
| 125 | Meropen | Dainippon Sumitomo | 859 |
| 128 | Cefzon | Astellas | 851 |
| 163 | Mohrus | Hisamitsu | 585 |
| 169 | Gaster | Astellas | 574 |
| Japan origin major drugs total sales for 2006 | | 20 items | 37,436 |

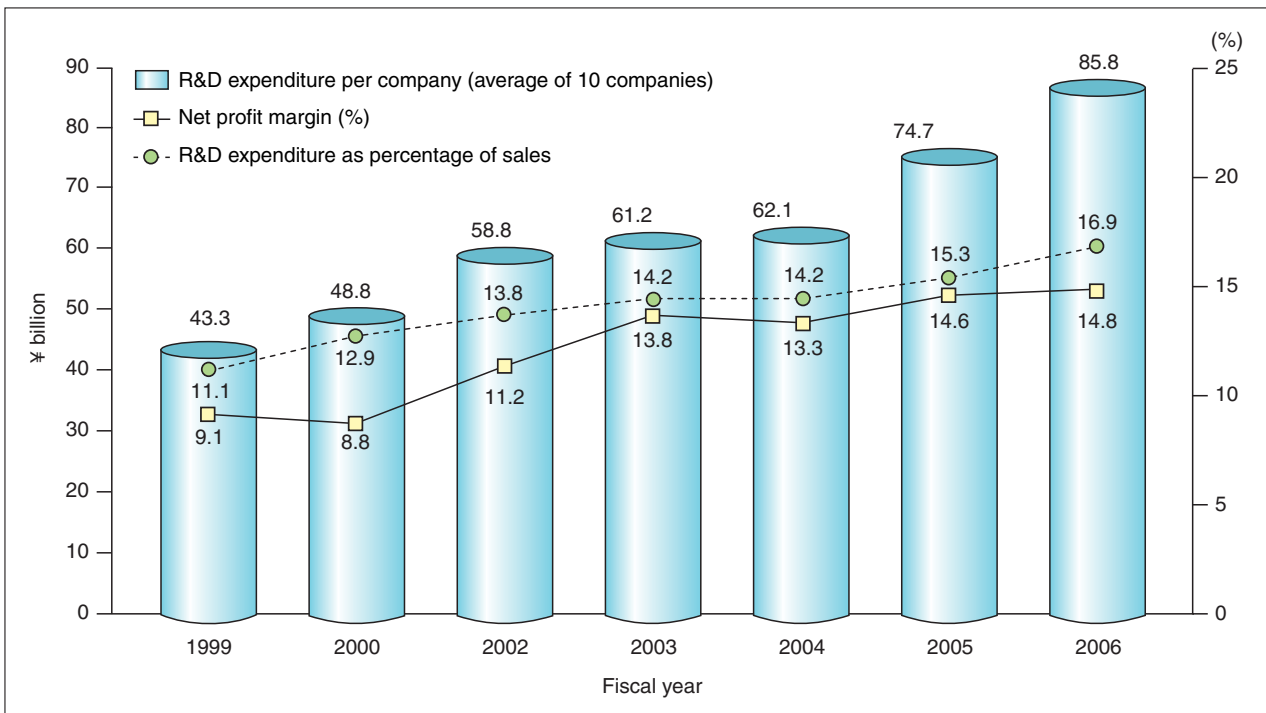
Source: Pharma Future, IMS Lifecycle.

Volume of ethical pharmaceutical production by main therapeutic category



Source: Ministry of Health, Labour and Welfare, "Statistics on Trends in Drug Production."

R&D expenditure and profits as a percentage of total sales by member companies



Note: 1. Companies surveyed up to 2004: Takeda, Sankyo, Yamanouchi, Daiichi, Taisho, Eisai, Shionogi, Fujisawa, Chugai, Tanabe; Companies surveyed in 2005: Takeda, Astellas, Eisai, Sankyo, Daiichi, Chugai, Mitsubishi Welpharma, Dainippon, Shionogi, Taisho; Companies surveyed in 2006: Takeda, Astellas, Daiichi Sankyo, Eisai, Dainippon, Mitsubishi Welpharma, Shionogi, Tanabe, Taisho, Ono. 2. A consolidated financial basis has been used since 1999. 3. Chugai had a 9-month financial period for FY 2003 (April to December). Source: The financial statements of each company.